








* any custom option available

PCB No. & Image	Nr. of channels	Output current	Output voltage	Nominal supply voltage	Dimming range	Dimming method	Dimensions
29029 4CH CV DMX dimmer 	4	1A max	=Vin	12/24 V DC	0-100 %	PWM output	64x28x16,4mm
29029 2CH CV DMX dimmer 	2	2A max	=Vin	12/24 V DC	0-100 %	PWM output	64x28x16,4mm
29040 1ch CV dimmer with proximity sensor 	1	2A max	=Vin	12/24 V DC	0-100 %	PWM output	41x6x2,5mm
29050 RF wireless to DALI controller 	all/1	/	16V	24V	/		remote + controller
29051(PWM) 1ch CV dimmer with proximity sensor or tactile switch 	1	3A	=Vin	12/24 V DC	0-100 %	PWM output	45,5x10,8x2,6mm
29051(DALI) DALI controller with proximity sensor or tactile switch 	all/1	/	17V	18V *	0-100 %	DALI output	45,5x10,8x2,6mm

* any custom option available

PCB No. & Image	Nr. of channels	Output current	Output voltage	Nominal supply voltage	Dimming range	Dimming method	Dimensions
29052(RF) 	6	/	/	12/24 V DC	0-100%	RF output	40x42x? mm
29052(DALI) 		/	/	24 V DC	0-100%	RF output	40x42x? mm
29053 	1	300mA	3-6V *	12*/24V DC	0-100%	PWM / analog* output	34x30,2x4,2mm
29054 	2	300mA	3-6V *	12*/24V DC	0-100%	PWM / analog* output	34x30,2x4,2mm
29055	1	1,5A *	3V *	12 V DC	0-100%	PWM supply input	30x21x4,8mm
29056	2	575mA*	6-12V*	12*/24V DC	0-100%	PWM supply input	Ø 38x3,8mm

* any custom option available

PCB No. & Image	Nr. of channels	Output current	Output voltage	Nominal supply voltage	Dimming range	Dimming method	Dimensions
29061 1ch CC LED driver for CV (PWM) dimmers with inrush limit	1	675mA*	3V *	12*/24V DC	0-100%	PWM supply input	15x15x5mm
29065 1ch CV dimmer with proximity sensor	1	2A max	=Vin	12/24V DC	0-100%	PWM output	43,5x6,5x2,6mm
29066 1-ch CV DALi dimmer 	1	6A max	=Vin	12/24V DC	0-100%	PWM output	57x16x4,5mm